

No.EDN-KGR-DIET-(ISSE).....1596-1599.....
O/O THE DISTT. PROJECT OFFICER, (SSA) DIET KANGRA AT DHARAMSHALA,
DATED: DHARAMSHALA, 176215 THE 29/5/2023.

From : District Project Office.
DIET Kangra at Dharamshala.
Himachal Pradesh.

To
All the Block Resource Coordinators Primary,
District Kangra H.P.

Sub: Funds Allocation and utilization for Pre-Primary during 2023-24 under Samagra Shiksha.

Sir/Madam,

Please refer to state office even letter No. HPSES (SS)-PPC/09/2021-(Pre-Primary)573 dated 24th May 2023 regarding grants/funds being released for community Engagement Activities/Events, Stationery Material, Outreach (Posters Banners, Media and Survey etc.), Toiletries for 719 Existing and 91 New Pre-Primary schools to procure items and for the organization of events and celebration of ECCE Day etc. for Pre-Primary classes during the year 2023-24. Block wise details of grants/funds, list of schools and suggestive guidelines for Community Engagement Activities/ Events are enclosed as annexure (I-VII) for ready reference. In this respect you are requested to comply following directions while procuring material for pre-primary schools.

- Funds should be utilized through the active involvement of SMC and Mother group.
- Stationery material should be purchased as per norms.
- Quantity should be as per the requirement of the school keeping in consideration the enrolment of the school (Existing & New).
- Funds be allotted strictly as per the list of Pre-primary schools enclosed (Approved in PAB 2023-24 Samagra Shiksha) however no fund be allotted to zero enrolment approved schools
- Community Engagement grant be utilized at block level not 50% of the allocation.

You are further directed to ensure quality of items and judicious utilization of funds at the school level. For this, the Core Team members of Pre-Primary, CRCCs may be involved along with SMC. BRCCs may obtain Utilization Certificate after verification of the material and also ensure the proper utilization of grant against the proper head/subhead/grant specified. Any deviation from the directions issued by the SPO shall be viewed seriously and action as deemed fit shall be initiated against the defaulters.

This is for your information and further necessary action please.

Distt. Project Officer,
Samagra Shiksha.
Kangra at Dharamshala.

Copy to:-

- The State Project Director Shimla for N/A & information please.
- The Dy Director (Elementary) Kangra for information please.
- Guard file.

Distt. Project Officer,
Samagra Shiksha Kangra at Dharamshala.

ANNEXURE I

Block Wise Allocation of Grants/Funds for Existing Pre-Primary Schools Under Samagra Shiksha is as under :


SN	NAME OF EDUCATION BLOCK	NUMBER OF EXISTING PRE-PRIMARY SCHOOLS	Stationery Material @ 3000/- per School (In Rupees)	Community Engagement like Mother Workshop, ECCE Day , Thematic Day etc. @8,000 per School (In Rupees)	Health Checkups and Toiletries etc. @500 per School (In Rupees)	TOTAL
1	BAIJNATH	37	111000	296000	18500	425500
2	BHAWARNA	27	81000	216000	13500	310500
3	CHADHIAR	10	30000	80000	5000	115000
4	DADASIBA	41	123000	328000	20500	471500
5	DEHRA	16	48000	128000	8000	184000
6	DHARAMSALA	45	135000	360000	22500	517500
7	FATEHPUR	33	99000	264000	16500	379500
8	INDORA	56	168000	448000	28000	644000
9	JAWALI	25	75000	200000	12500	287500
10	KANGRA	32	96000	256000	16000	368000
11	KHUNDIAN	21	63000	168000	10500	241500
12	KOTLA	24	72000	192000	12000	276000
13	LAMBAGAON	58	174000	464000	29000	667000
14	NAGROTA BAGWAN	49	147000	392000	24500	563500
15	NAGROTA SURIAN	22	66000	176000	11000	253000
16	NURPUR	30	90000	240000	15000	345000
17	PALAMPUR	35	105000	280000	17500	402500
18	PANCHRUKHI	21	63000	168000	10500	241500
19	RAIT	35	105000	280000	17500	402500
20	RAJA KA TALAB	47	141000	376000	23500	540500
21	RAKKAR	30	90000	240000	15000	345000
22	THURAL	25	75000	200000	12500	287500
	Grand Total	719	2157000	5752000	359500	8268500


 Distt. Project Officer
 Samagra Shiksha
 DIET Kangra at Dharamshala

ANNEXURE II

Block Wise Allocation Of Grants/Funds For New Pre-Primary Schools under Samagra Shiksha is as under:

SN	NAME OF EDUCATION BLOCK	Number of New Pre-primary Schools	Stationery Material@3000/- per School (In Rupees)	Community Engagement like Mother Workshop, ECCE Day, Thematic Day etc. @8,000 per School (In Rupees)	Health Checkups and Toiletries etc. @500 per School (In Rupees)	TOTAL
1	BAIJNATH	10	30000	80000	5000	115000
2	BHAWARNA	6	18000	48000	3000	69000
3	CHADHIAR	8	24000	64000	4000	92000
4	DEHRA	8	24000	64000	4000	92000
5	DHARAMSALA	4	12000	32000	2000	46000
6	FATEHPUR	7	21000	56000	3500	80500
7	INDORA	8	24000	64000	4000	92000
8	KANGRA	2	6000	16000	1000	23000
9	KOTLA	3	9000	24000	1500	34500
10	LAMBAGAON	5	15000	40000	2500	57500
11	NAGROTA SURIAN	3	9000	24000	1500	34500
12	NURPUR	8	24000	64000	4000	92000
13	PANCHRUKHI	5	15000	40000	2500	57500
14	RAIT	7	21000	56000	3500	80500
15	RAJA KA TALAB	4	12000	32000	2000	46000
16	THURAL	3	9000	24000	1500	34500
17	Grand Total	91	273000	728000	45500	1046500


 Distt. Project Officer
 Samagra Shiksha
 DIET Kangra at Dharamshala

TLM (Teaching - Learning Material) for Children: Rs 500/- (Per Child) under Samagra Shiksha

The items procured from this amount to be given to each child in the form of a kit.

Items listed below can help in achieving the mentioned outcomes as per NIPUN BHARAT.




Goal 1 – Children maintain good health and wellbeing (HW)

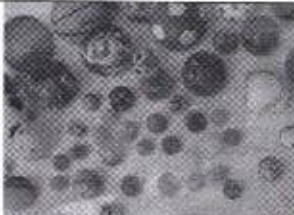








Goal 2 – Children become effective communicators (EC), First Language (ECL1) & Second Language (ECL2)

Goal 3 - Children become involved learners and connect with their immediate environment (IL)

PRESCHOOL 1 (Nursery)	PRESCHOOL 2 (K.G.)
<p>HW1.18: - Exhibits fine motor skills and simple eye-hand coordination in various activities like scribbling, printing, threading, colouring, clay moulding, tearing and pasting, etc.</p> <p>ECL2-1.11: -Scribbles with crayons.</p> <p>IL1.2: -Identifies and names common objects, sounds, people, pictures, animals, birds, events, etc.</p> <p>IL 1.5: -Compares two objects based on one observable property, for example-length, weight, or size</p> <p>IL 1.25:-Identifies, basic shapes like ball, shoe box, birthday cap, ice-cream cone</p>	<p>HW2.18: - Exhibits fine motor skills and performs tasks that require more complex eye-hand coordination such as cutting out shapes, freehand drawing, colouring, threading beads, stringing, copying, tearing, pasting, lacing, etc., with moderate levels of precision and control.</p> <p>ECL2-2.11: -Draws pictures depicting some event/situation / feelings for friend, parents, sibling, etc.</p> <p>IL2.2: -Describes common objects, sounds, people, pictures, animals, birds, events, etc.</p> <p>IL 2.5: - Compares and classifies objects by two factors like shape and color, size and shape, etc. Describes objects using size words like (big/small, tall/Short)</p> <p>IL 2.25: - Describes the physical features of various solids/ shapes in her own language. For example-a ball rolls and has no corners, a box slides and has corners, etc.</p>

Suggestive List

Sr. No	TLM	Picture
1	Building Blocks	
2	Colorful beads and wires	
3	Modeling materials (e.g., Clay, dough, etc.)	

4	Balls of different sizes and colors	
5	Plastic fruits and vegetables	
6	Crayons, markers, coloured pencils, sketch pens	
7	Glue	
8	Tape	
9	Colored paper pieces	
10	Card board sheet	
11	Puzzle	
12	Pencil, Eraser, Sharpener, Blank A4 Papers	

Community and Parent Engagement- Early Childhood Care and Education

Parental and community engagement is a vital part of any educational initiative. With the introduction of Pre-Primary in Himachal Pradesh in 2018, parents of age-appropriate children were motivated to enroll their children in the Pre-Primary classes. Besides teachers and other Government functionaries, parents and other community stakeholders have been playing an important part in ensuring success of this program.

To further strengthen this innovative program and engage parents proactively following should be done:

1. Enrollment Campaign at Community Level
2. Establishing Mother Groups and Conducting Meetings at Community Level
3. Periodic Events at School Level

1. Enrollment Campaign at Community Level

Objective

To motivate the parents to enroll their age-appropriate children in Pre-Primary

Frequency: Once annually at the beginning of academic session

Strategy

- The teacher will conduct a meeting with SMC members. A map of the area will be prepared and teachers and SMC members will be assigned areas for enrollment campaign. Door to door visit should also be done by the team to enroll children and develop connect with parents
- Meeting with parents of children whose children are enrolled in pre-primary will be done. These parents will be encouraged to spread the message among their contacts
- Awareness about the intervention should be done with help of posters, pamphlets at appropriate locations across the community
- Meetings with Panchayat representatives, mother groups, parents etc.
- Awareness rallies should be done across the community
- Parents who are willing to enroll their children in pre-primary should be taken to the pre-primary classroom and activity demonstration by the teacher can be done for these parents



Video: Enrollment Campaign Strategy



Pic 1: Community Mobilization

Material

Hard copies of posters, pamphlets, community outreach kit, e-posters etc.

2. Establishing Mother Groups at Community Level

2.1 Creation of Mother Groups

During Early Years, a child spends most of his/her time with mother. In this initial phase, the support of mother is vital for ensuring early development. For this, mother groups should be created to strengthen this bond between mother and child. Therefore, establishing a connect of development appropriate activities for engaging mothers is required.

Through these mother groups, the mothers are able to play a more active role in their children's development, improve developmental outcomes and influence the household environment to make it conducive to their learning needs.



Pic 2: Mother Groups Creation in-Progress

Objective of Mother Group

- To connect mothers with development appropriate activities being conducted in the school
- To ensure that mothers can conduct development appropriate activities at home through simple means
- To create an echo system where cross sharing on development of children is done

Process of Mother Group Creation

- Teacher will arrange meeting of mothers whose children are enrolled in pre primary
- Orienting mothers on importance of Early Childhood Education and objective of mother group
- Create a mother group and enlist 5-6 mothers of preschool children in the group

Ideal Group Size: 5-6 Mothers (depending upon the geographical condition, the group can be common or hamlet- wise)

2.2 Mother Group Meetings

Meetings of Mother Groups should be held on **fortnightly** basis. Agenda from idea card will be followed in the meeting. For this purpose, **SeekhenSikhayenBooklet** (consisting of ideas for conducting meeting) will be used. Each idea card in this booklet is divided into four parts.



Video: Mother Group Meeting

- ✓ In the first part, **welcome of mother group** is done through balgeet and review of past activities is conducted.



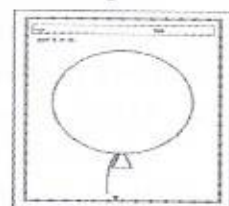
Pic 3: Welcome Activity During Mother Meetings

- ✓ In the second part, an activity has been designed for mothers and mothers will get some **hands-on experience of development appropriate activities**. They will be motivated further to do these activities with children.



Pic 4: Development Appropriate Activities

- ✓ In the third part, **capacity building of mothers** is done on different aspects like **healthy food, good habits, gender discrimination, disability** etc. Through discussion and some videos will be shown to them.
- ✓ In the fourth part, a **worksheet** will be given to the mothers which they will use for conducting activities at home.



Pic 5: Worksheet

- ✓ At a later stage an alternate **idea video** can be given to teacher who will share the same with the mothers during these meetings



Idea Video

- ✓ **Cross sharing of ideas and learnings** done by children can also be shared during these mother meetings

Material

For these meetings, “**Seekhen aur Sikhayen**” booklet consisting of 20 ideas can be used. One idea can be used in each of the mother meeting.



Pic 6: Seekhen aur Sikhayen



Document: Seekhen aur Sikhayen

3. Periodic Events at School Level

Objective:

- To orient the parents in particular and community at large about different development appropriate activities being done with children
- **Frequency:** Each event should be conducted monthly, occasionally or on annual basis accordingly

3.1 Readiness Mela

It should be conducted at the beginning of the session. The objective should be to understand the readiness of children for enrollment in grade 1



Document: NIPUN
Mela Margdarshika

- Readiness melas are to be held under NIPUN Himachal.
- These Mela shall be held during beginning of the session at school level.
- Different activities defining 5 development domains of Pre-Primary should be displayed in these readiness melas.
- Children and parents should be given the opportunity to conduct activities across all development domain stalls.
- Sample assessment of different development specific activities should also be conducted
- This will help parents understand the readiness of the child towards Grade 1.
- The participation of SMC, Panchayat representatives, Aanganwadi workers and community volunteers etc. should also be ensured in these melas.
- While conducting these melas, a separate stall for ECCE should be established where material, demonstration of development appropriate activities in context of ECCE should be done.
- The component of ECCE Day will be a part of Readiness Mela. Aanganwadi workers, Asha Workers will also be a part of this event and apart from the above listed activities, the component of health and nutrition will also be catered.



Pic 7: Readiness Mela

3.2 Thematic Days

- Theme based days should be celebrated every month with an alignment of theme mentioned in the activity calendar
- In these, specific tasks can be assigned to children, for example on colour day; children should be asked to wear specific colour dress. On similar lines fruit day, vegetable day etc. can be celebrated
- On such days, parents should help the children by telling them about the specified activity and should send the children prepared accordingly
- Festivals and other special occasions should be celebrated so the children know about importance of these events

3.3 ECCE Day

- ECCE day should be celebrated annually at school and state level
- Parents and community members should be invited on the occasion
- Information on activities done during the month should be shared with parents
- Children shall also perform some activities in front of parents and teachers

3.4 Sharing of Child Report Card

The report card for early years is a communication tool to address learning gaps of children and formulate strategy. Therefore, after observation-based assessments on children report card (baseline, midline, endline), teacher will share report card with the parents individually.

3.5 Graduation Ceremony

- Distribution of Report Card to the children in presence of parents will be done.
- This event can be categorized as Graduation Ceremony where the teacher will distribute the report card to children.
- Teacher can also present a glimpse of activities that were conducted with the children throughout the academic year.



Pic 8: Graduation Ceremony

Alignment of Pre-Primary program should be done with different community-based activities being conducted in the school.
